

Polyurethane Architectural Elements

Value and Design come together to create a line of polyurethane millwork designed to give all your projects a distinctive finish ...a designers finish.

Suggested

Polyurethane Installation

Polyurethane mouldings may be installed much the same way you would install wood mouldings. For a better fit, it is advised that a flat or "Butt Joint" is used to join longer lengths of polyurethane mouldings. Cut all pieces 1/8th of an inch longer than the required measurement, fitting the ends in place first and the middle sections last. Always place a continuous bead of premium polyurethane adhesive along all adjoining wall and ceiling surfaces before final positioning of the moulding. Poly-glue is essential when attaching one length of moulding to the next. A pneumatic pin nailer works well for fastening polyurethane mouldings to wall and ceiling surfaces; alternatively, trim head drywall screws or finishing nails may be used.

Filling and Sanding

Once all of the mouldings are fixed in place, fill any joints or remaining voids with a paintable siliconized latex caulking. This same caulking may be applied sparingly along the top and bottom edges of the moulding where it meets the ceiling and wall. A damp cloth or silicone coving tool may be used to clear away any excess caulking to leave a clean professional look.

Any remaining nail or screw holes may be filled with sandable, paintable non-shrinking filler. Be careful not to over sand the surfaces of your polyurethane mouldings. Sanding past the protective barrier undercoating may necessitate further filling and sanding to maintain a paintable surface.

Ceiling Medallions

Place a solid bead of premium adhesive around and about the backside of the medallion. Pressing the medallion into place, it may then be secured with 4 trim head dry wall screws. Be sure to place the screws so that any holes created may be filled and sanded with minimal effort.

Finishing

Before installing moulding, lightly sand and wipe material to avoid any dirt and impurities. This is important to obtain good adhesion and a smooth finish. Comes primed white and ready to finish with a good quality oil or latex based paint.

INDEX

(product number index on page 32)

CEILING DOMES

Decorative Recessed 31
 Plain 30

COMBINATION MOULDING 13

CORNER BLOCKS (MITER - FREE)..... 12

CORNICES

Decorative 2-8
 Plain 9-11

DOMES 30-31

FRIEZES 16

MEDALLIONS 20-23

NICHES

Recessed 24
 Surface Mounted 25

PANEL MOULDINGS..... 14-15

PANEL & BASE 17

PANEL ACCESSORIES 18-19

DOOR SURROUNDS & ACCESSORIES 29

DOOR / WINDOW

CROSSHEADS & KEYSTONES 28-29

PILASTERS 26-29

Massive 27

STAIR BRACKETS 23

DESIGNERS WORLD MILLWORK
 YOUR SINGLE SOURCE
 FOR ARCHITECTURAL PRODUCTS

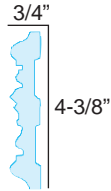


Decorative FRIEZES

Polyurethane
Architectural
Elements

DW1333 \$19.10 per length (\$2.43 per ft.)

Must be purchased in full length pieces



94-1/2" Length Design Repeat: 6-1/4"

DW1334 \$25.91 per length (\$3.24 per ft.)

Must be purchased in full length pieces



96" Length Design Repeat: 12"

DW1335 \$24.18 per length (\$3.07 per ft.)

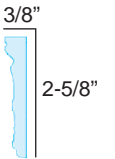
Must be purchased in full length pieces



94-1/2" Length Design Repeat: 19"

DW1377 \$24.90 per length (\$3.79 per ft.)

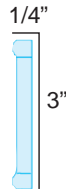

Must be purchased in full length pieces



78-3/4" Length Design Repeat: 5"

DW1379 \$28.78 per length (\$3.65 per ft.)

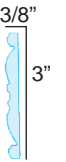

Must be purchased in full length pieces



94-1/2" Length Design Repeat: 16"

DW1381 \$31.40 per length (\$3.99 per ft.)

Must be purchased in full length pieces



94-1/2" Length Design Repeat: 3"

DW1390 \$36.39 per length (\$4.55 per ft.)

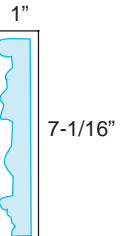
Must be purchased in full length pieces



96" Length Design Repeat: 12"

DW1392 \$44.86 per length (\$5.61 per ft.)

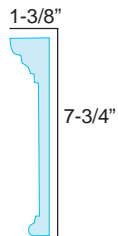
Must be purchased in full length pieces



96" Length Design Repeat: 5-1/8"

DW1394 \$37.85 per length (\$4.73 per ft.)

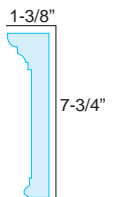
Must be purchased in full length pieces



96" Length Design Repeat: 1-1/2"

DW1396 \$50.05 per length (\$6.26 per ft.)

Must be purchased in full length pieces



96" Length