



Continuing the Focal Point® tradition, Classiccast® Columns are designed according to the Tuscan Order of architecture, in a material that is loadbearing and wears like stone. Once only

available in wood or concrete, columns can be used as decorative porch supports or to create the look of a 90s home - large open areas, defined by columns.



FEATURES


- *fiberglass composition needs no priming*
- *load bearing*
- *architecturally tapered "entasis"*
- *15 year warranty*
- *insect and weather resistant*
- *virtually maintenance free beauty that lasts*




CAPITALS AND BASES



TEL: 718-963-3890 800-963-3890
 FAX: 718-384-4803
 E-MAIL: info@rdesignersworld.com



Tuscan Capital



Tuscan Base



Roman Ionic



Scamozzi



Modern Composite



Temple of Winds



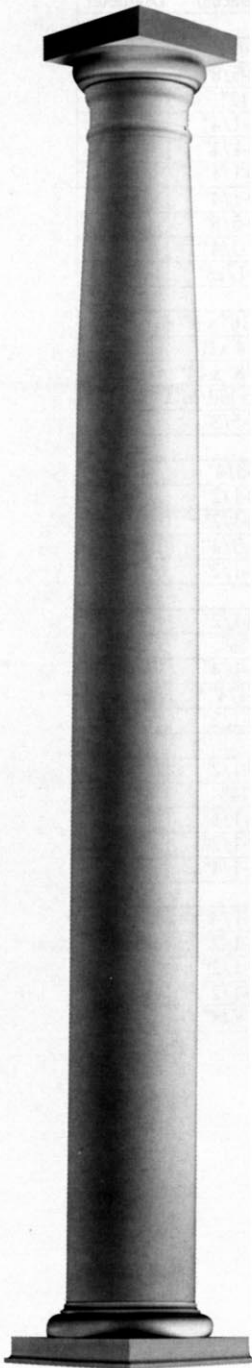
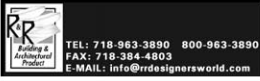
Corinthian

	Product Number	Overall Height	Square Dim. (Abacus)	Col. Diameter
TUSCAN				
8" Capital	77236	3"	9-1/2"	8"
8" Base	78116	3-1/2"	10-5/8"	8"
10" Capital	77246	3-1/2"	12"	10"
10" Base	78126	4-1/2"	13-1/4"	10"
12" Capital	77256	4-3/8"	14-1/4"	12"
12" Base	78136	5-1/2"	16-1/4"	12"
16" Capital	77506	5-1/2"	19-1/4"	16"
16" Base	78266	8-1/2"	19-5/8"	16"
18" Capital	77516	6-3/4"	21-3/4"	18"
18" Base	78276	8-15/16"	22-1/16"	18"
ROMAN IONIC				
8" Capital	77140	5"	7-7/16" x 8"	8"
10" Capital	77170	5"	9-3/4" x 11"	10"
12" Capital	77200	7"	12-1/8" x 13"	12"
* 16" Capital	77550	7-3/8"+	14-3/4" x 16-3/16"+	16"
* 18" Capital	77560	8"	17-5/8"	18"
SCAMOZZI				
8" Capital	77150	4"	9-3/4"	8"
10" Capital	77180	5-3/4"	13-1/2"	10"
12" Capital	77210	7-1/2"	16-1/2"	12"
16" Capital	77280	5-3/4"	21-3/4"	16"
18" Capital	77290	7-1/4"	24-1/2"	18"
MODERN COMPOSITE				
8" Capital	77300	10"	10-1/2"	8"
10" Capital	77310	10-3/4"	16"	10"
12" Capital	77320	14"	16-1/4"	12"
* 16" Capital	77330	15-5/8"+	20-1/4"+	16"
* 18" Capital	77340	22"	24-1/2"	18"
TEMPLE OF THE WINDS				
8" Capital	77350	8-1/2"	10-1/2"	8"
10" Capital	77360	10"	14"	10"
12" Capital	77370	11"	16-1/4"	12"
* 16" Capital	77380	15-5/8"	22-1/2"	16"
* 18" Capital	77390	18-1/2"	26-1/4"	18"
CORINTHIAN				
8" Capital	77400	10-1/2"	11-1/4"	8"
10" Capital	77410	12-1/2"	14-1/2"	10"
12" Capital	77420	15"	19-1/2"	12"
* 16" Capital	77430	19-5/8"	26-1/2"	16"
* 18" Capital	77440	24-1/2"	31-7/8"	18"

+ estimated dimension



TEL: 718-963-3890 800-963-3890
 FAX: 718-384-4803
 E-MAIL: info@rdesignersworld.com



Tuscan Column, Cap and Base

C O L U M N D I M E N S I O N S

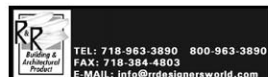
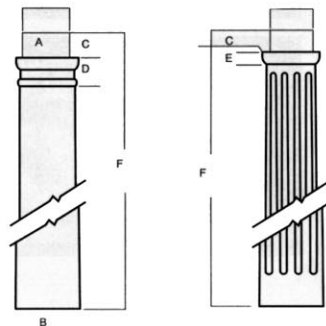
Product Number	Diameter by Height	Tuscan Smooth or Fluted	Outside Neck A*	Outside Base B*	Min. Neck Height C*
FP88	8" x 8'	Smooth	5-7/8"	7-5/8"	3-1/8"
FP88F	8" x 8'	Fluted	5-7/8"	7-5/8"	3-1/8"
FP810	8" x 10'	Smooth	5-7/8"	7-5/8"	3-1/8"
FP810F	8" x 10'	Fluted	5-7/8"	7-5/8"	3-1/8"
FP108	10" x 8'	Smooth	7-3/4"	9-1/2"	4-1/8"
FP108F	10" x 8'	Fluted	7-3/4"	9-1/2"	4-1/8"
FP1010	10" x 10'	Smooth	7-3/4"	9-1/2"	4-1/8"
FP1010F	10" x 10'	Fluted	7-3/4"	9-1/2"	4-1/8"
FP128	12" x 8'	Smooth	9-3/8"	11-1/2"	5-1/2"
FP128F	12" x 8'	Fluted	9-3/8"	11-1/2"	5-1/2"
FP1210	12" x 10'	Smooth	9-3/8"	11-1/2"	5-1/2"
FP1210F	12" x 10'	Fluted	9-3/8"	11-1/2"	5-1/2"
FP1212	12" x 12'	Smooth	9-3/8"	11-1/2"	5-1/2"
FP1212F	12" x 12'	Fluted	9-3/8"	11-1/2"	5-1/2"
FP1610	16" x 10'	Smooth	13-3/8"	16"	14-1/4"
FP1612	16" x 12'	Smooth	13-3/8"	16"	14-1/4"
FP1614	16" x 14'	Smooth	13-3/8"	16"	14-1/4"
FP1616	16" x 16'	Smooth	13-3/8"	16"	14-1/4"
FP1618	16" x 18'	Smooth	13-3/8"	16"	14-1/4"
FP1812	18" x 12'	Smooth	15-9/16"	18"	14-1/4"
FP1814	18" x 14'	Smooth	15-9/16"	18"	14-1/4"
FP1816	18" x 16'	Smooth	15-9/16"	18"	14-1/4"
FP1818	18" x 18'	Smooth	15-9/16"	18"	14-1/4"
FP1820	18" x 20'	Smooth	15-9/16"	18"	14-1/4"

NEW


Variance of +/- 1/8"

ENTASIS: CLASSICAST® COLUMNS CONTINUE THE GREEK TRADITION.

The ancient Greeks noticed that perfectly straight structures gave the appearance of curving inward. To counteract this optical illusion, the Greeks developed the architectural concept of "entasis," the gradual tapering of a column. In keeping with the Tuscan Order, the top two thirds of ClassiCast Columns are tapered and the bottom third is straight.



C O L U M N D I M E N S I O N S



 TEL: 718-963-3890 800-963-3890
 FAX: 718-384-4803
 E-MAIL: info@rrdesignersworld.com

Shoulder to Ring (Smooth) D*	Shoulder to Ring (Fluted) D*	Min. Overall Height F*	Flutes from Bottom	No. of Flutes	Taper from Bottom	Column Load Strength** (Lbs. Max.)
3-1/2"		96-1/2"			33"	12,000
	1-3/8"	96-1/2"	7"	12	33"	12,000
4-1/4"		120-1/2"			40"	12,000
	1-7/8"	120-1/2"	9"	12	40"	12,000
3-1/2"		96-1/2"			33"	15,000
	1-1/2"	96-1/2"	6-1/2"	16	33"	15,000
3-3/8"		120-1/2"			40"	15,000
	1-3/4"	120-1/2"	7-1/4"	16	40"	15,000
4-1/4"		96-1/2"			33"	20,000
	1-7/8"	96-1/2"	7-1/4"	22	33"	20,000
4-1/4"		120-1/2"			41"	20,000
	1-7/8"	120-1/2"	10"	22	41"	20,000
4-1/4"		144-1/2"			45"	20,000
	1-3/4"	144-1/2"	11"	22	45"	20,000
*	*	120-1/2"	N/A	N/A	37"	30,000
*	*	144-1/2"	N/A	N/A	45"	30,000
*	*	168-1/2"	N/A	N/A	106-1/4"	30,000
*	*	192-1/2"	N/A	N/A	122-3/8"	30,000
*	*	216-1/2"	N/A	N/A	138-1/2"	30,000
*	*	144-1/2"	N/A	N/A	45"	40,000
*	*	168-1/2"	N/A	N/A	53-1/8"	40,000
*	*	192-1/2"	N/A	N/A	61-1/4"	40,000
*	*	216-1/2"	N/A	N/A	69-1/4"	40,000
*	*	240-1/2"	N/A	N/A	77-3/8"	40,000

CLASSICAST® MATERIAL

Physical Property	Value	ASTM Test Method
Flexural Strength	5500 psi	D-790-90
Compressive Strength	13670 psi	D-695-86
Tensile Strength	2370 psi	D-638-90
Specific Gravity	1.87	D-792-86
Barcol Hardness	60	D2583-87
Water Absorption	.36%	D570-81(88)
Fastener Retention	870 psi	D1761-77(88)

- Finish column by lightly sanding, then paint with a high-quality, oil based paint. No priming is necessary.
- For reassembly of split columns, see Classicast® Column Installation Instructions. Once cut vertically, columns are no longer load-bearing.



*No "shoulder" appears on columns 16" or larger. **Refers to "dead" load vs. "live" load. For example, additional stories add "live" weight and stress by people movement. Use additional steel supports.


 TEL: 718-963-3890 800-963-3890
 FAX: 718-384-4803
 E-MAIL: info@rrdesignersworld.com